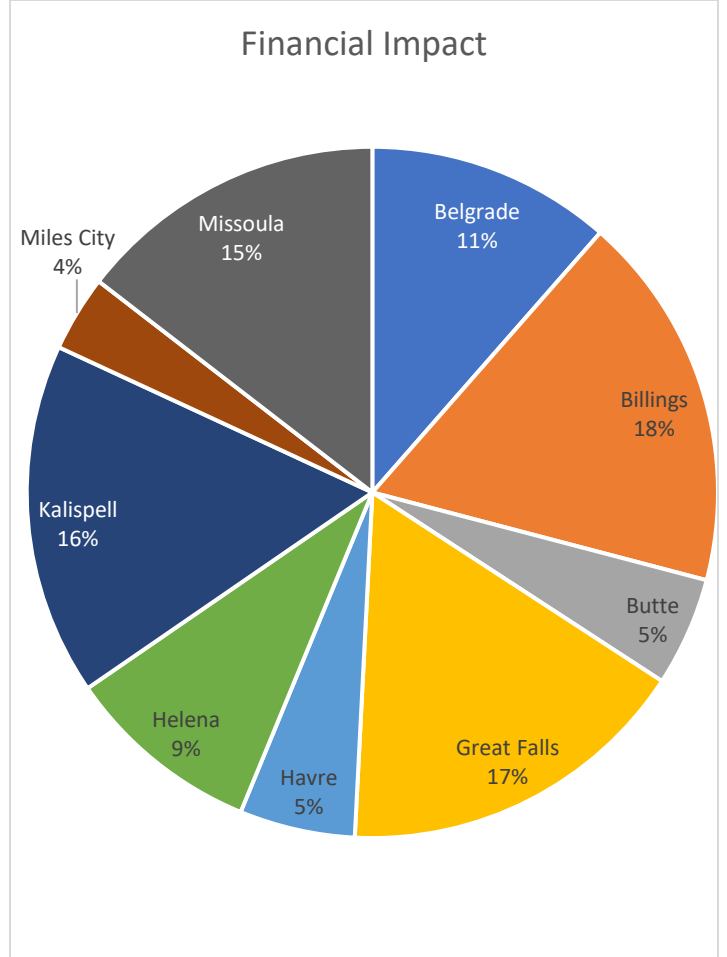
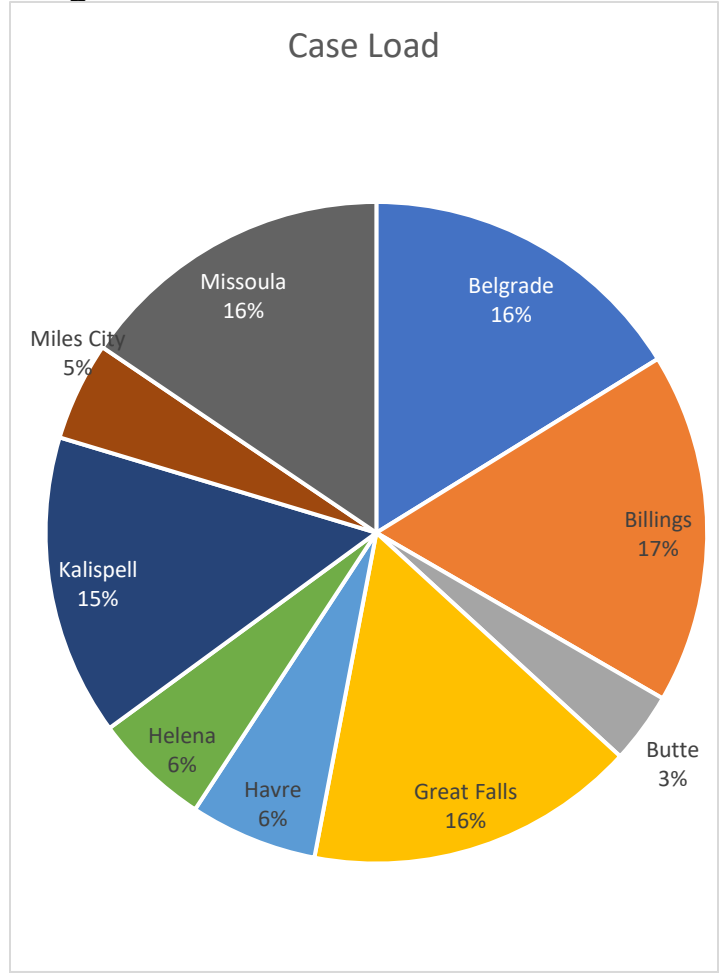


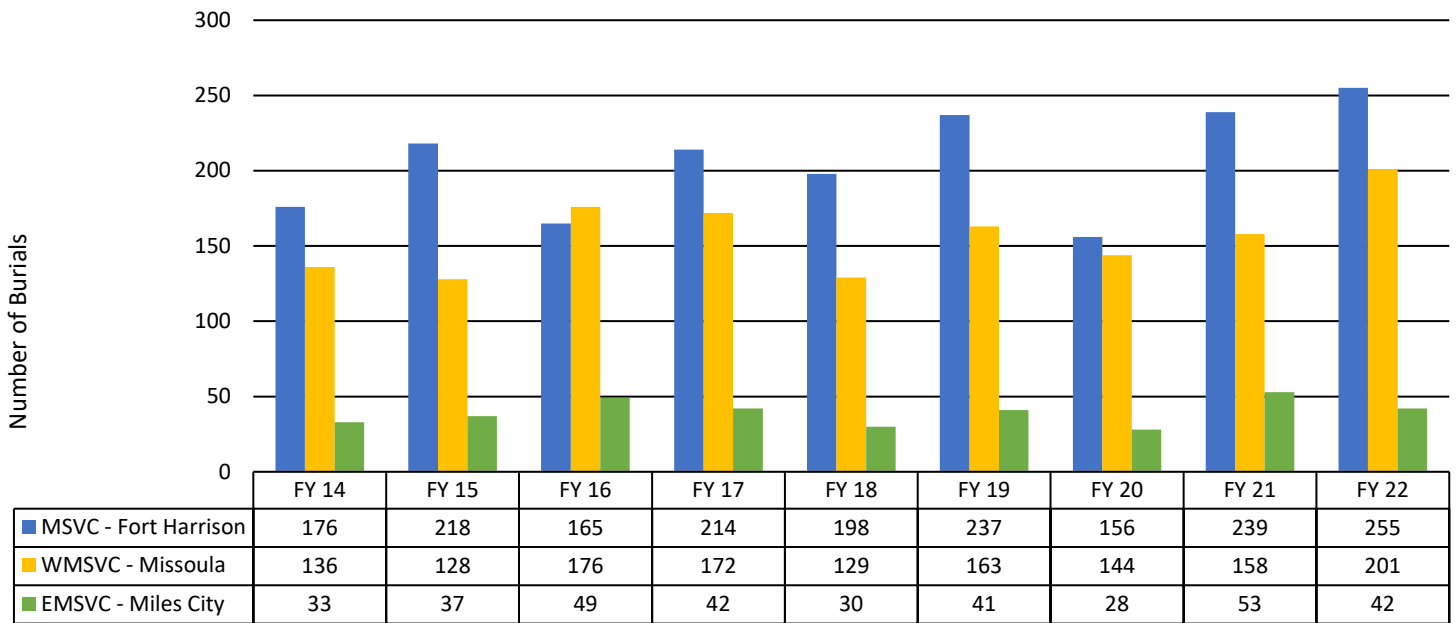
Montana Veterans Service Program – FY 2022

Region	City	County	Case Load	Financial Impact	
Region 1	Belgrade	Gallatin	655	\$ 26,702,877.00	\$ 35,630,357.00
		Park		\$ 4,847,708.00	
		E Madison		\$ 1,202,141.00	
		Sweet Grass		\$ 1,040,743.00	
		Meagher		\$ 982,360.00	
		Wheatland		\$ 854,527.00	
	Billings	Big Horn	694	\$ 1,791,381.00	\$ 54,796,980.00
		Carbon		\$ 3,123,790.00	
		Stillwater		\$ 2,442,580.00	
		Golden Valley		\$ 268,417.00	
		Treasure		\$ 77,665.00	
		Yellowstone		\$ 44,331,515.00	
		Musselshell		\$ 2,162,833.00	
		Rosebud		\$ 515,896.00	
	Miles City	Petroleum	195	\$ 82,903.00	\$ 11,056,084.00
		Carter		\$ 158,635.00	
		Custer		\$ 3,764,850.00	
		Dawson		\$ 1,792,461.00	
		Fallon		\$ 289,843.00	
		Garfield		\$ 102,384.00	
Powder River		\$ 146,453.00			
Prairie		\$ 232,623.00			
Wibaux		\$ 295,148.00			
McCone		\$ 268,411.00			
Richland		\$ 898,031.00			
Sheridan		\$ 417,385.00			
Daniels		\$ 183,253.00			
Roosevelt		\$ 1,372,881.00			
Rosebud	\$ 1,133,726.00				
Region 2	Havre	Liberty	252	\$ 438,120.00	\$ 16,822,041.00
		Blaine		\$ 2,450,868.00	
		Glacier		\$ 3,626,171.00	
		Hill		\$ 4,886,949.00	
		Phillips		\$ 1,328,934.00	
		Toole		\$ 1,466,177.00	
		Valley		\$ 2,243,741.00	
		Pondera		\$ 157,003.00	
	Chouteau	\$ 224,079.00			
	Great Falls	Cascade	655	\$ 43,951,391.00	\$ 51,671,470.00
		Chouteau		\$ 1,136,056.00	
		Pondera		\$ 1,255,050.00	
		Teton		\$ 1,850,143.00	
		Fergus		\$ 2,602,396.00	
Judith Basin		\$ 718,226.00			
Lewis & Clark		\$ 158,208.00			
Helena	Broadwater	231	\$ 1,906,210.00	\$ 28,562,607.00	
	Lewis & Clark		\$ 22,554,173.00		
	Powell		\$ 494,806.00		
Region 3	Kalispell	Flathead	595	\$ 34,184,422.00	\$ 51,270,663.00
		Lincoln		\$ 10,461,364.00	
		Lake		\$ 6,624,876.00	
	Missoula	Mineral	628	\$ 1,899,865.00	\$ 45,203,467.00
		Missoula		\$ 26,754,788.00	
		Ravalli		\$ 11,967,696.00	
		Sanders		\$ 4,581,118.00	
	Butte	Beaverhead	140	\$ 1,513,224.00	\$ 15,863,518.00
		Deer Lodge		\$ 1,937,332.00	
		Granite		\$ 724,832.00	
S. Jefferson		\$ 1,190,864.00			
N. Madison		\$ 643,647.00			
Powell		\$ 1,724,493.00			
Silverbow		\$ 8,109,635.00			
State Agencies	\$ 19,489.00				
			4,045	\$ 310,877,186.00	



Montana State Veterans Cemetery Program – FY 2022

Cemetery	Number of Burials	Estimated Revenue from Burials
Montana State Veterans Cemetery (MSVC) – Fort Harrison	255	\$216,920
Western Montana State Veterans Cemetery (WMSVC) – Missoula	201	\$167,561
Eastern Montana State Veterans Cemetery (EMSVC) – Miles City	42	\$34,443
TOTAL	498	\$418,924



Montana Veteran Affairs Division Staffing – FY 2022

Office Location	Administrator	Budget Analyst	Admin Support	Bureau Chief	Regional VSO	VSO	Cemetery Manager	Grounds-keeper	TOTALS
Headquarters (Helena)	1	1	1						3
Montana State Veterans Cemetery Program									
MSVC							1	1	2
WMSVC				1			1	1	3
EMSVC							1		1
Montana Veterans Service Program									
Belgrade					1	2			3
Billings						3			3
Butte						1			1
Great Falls					1	2			3
Havre						2			2
Helena						2			2
Kalispell				1	1	2			4
Miles City						1			1
Missoula						3			3
TOTALS	1	1	1	2	3	18	3	2	31